

## Hoarding and Barrier Systems

# FASTWALL WINDOW (INSTALLED AS THE WALL IS BUILT)

### Components Supplied:

- FWJ213 - FastWall Jamb - 3 lengths
- Aluminum corner stakes - 4of
- Perspex - 1175mm x 800mm x 4.5mmtk - 1of
- 20x12 Aluminum angle - 2 lengths

1. Cut mitres to the FWJ to make a frame with the overall external dimensions of 895mm high x 1270mm wide.
2. Assemble the frame using the corner stakes provided, and rivet together.
3. Determine the position of the window in the wall, and build the wall up to one side of the window. (Easiest to start the window against a full panel)
4. Cut + Install the 4 FastWall panels from the floor to window sill level.
5. Slide the window frame over the bottom FastWall panels and over the side panel.
6. Cut + install the 4 FastWall above the top of the window.
7. Continue building the wall, sliding the next full panel into the side of the window frame.
8. Screw fix the window frame to the panels if required.
9. Cut mitres to the 20 x 12 aluminum angle.
10. Position the perspex + secure with the angles, riveting or screwing the angles into position.

### PLEASE NOTE:-

Refer to the FastWall Floor to Ceiling Installation Guide for instructions on building FastWall hoardings.

**1300 88 1232**

[www.protectagroup.com.au](http://www.protectagroup.com.au)  
[sales@protectagroup.com.au](mailto:sales@protectagroup.com.au)



Temporary Floor and  
Surface Protection
























Dust & Noise  
Control



Hoardings &  
Temporary Walls

## Full Product Range

	Coreflute / Bubble Board		Ply / MDF		Fleece / Breathable
	Foam / Dura-Foam		Polyweave		Corner & Edge Protection
	Self-Adhesive Floor Film		Window Protection		Tacky Dust Mats
	Rubber		Felt / Wrap		Tapes
	Mats & Runners		Dust Barriers		Air Filtration & Vacuums
	Polythene Sheeting		Barriers		Hoardings
	Acoustic Screening		Rhino Board		Site Essentials



Rapid and reliable delivery service



Onsite project advice

**SYDNEY** (Head Office)  
 13 Rachael Close,  
 Silverwater  
 NSW, 2128  
 (02) 9334 2999

**MELBOURNE**  
 3 Saligna Drive,  
 Tullamarine  
 VIC, 3043  
 (03) 9002 2899

**BRISBANE**  
 99 Holt St  
 (Cnr Chapman Pl),  
 Eagle Farm QLD, 4009  
 (07) 3363 3799

**PERTH**  
 51 Wittenberg Dr,  
 Canning Vale  
 WA, 6155  
 (08) 6269 6999